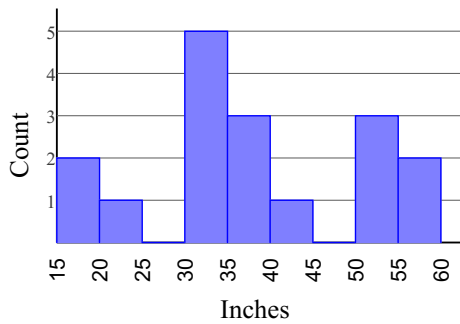


# Interpreting Histograms

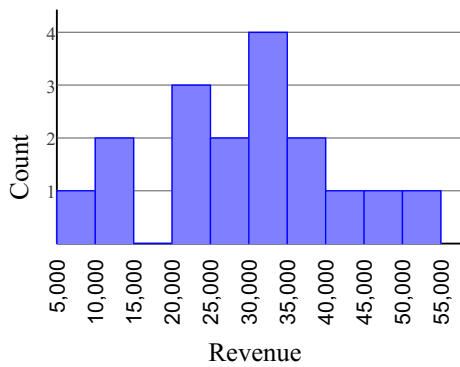
For each problem, use the histogram to answer the question.

## 1) Annual Precipitation



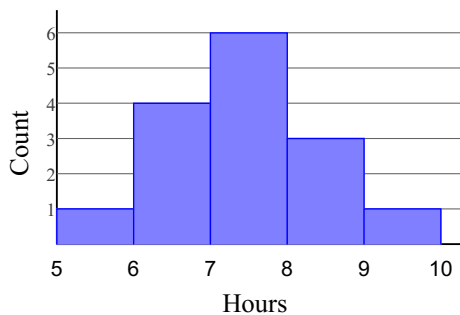
How many years had rainfall of at least 50 centimeters?

## 2) Monthly Revenue



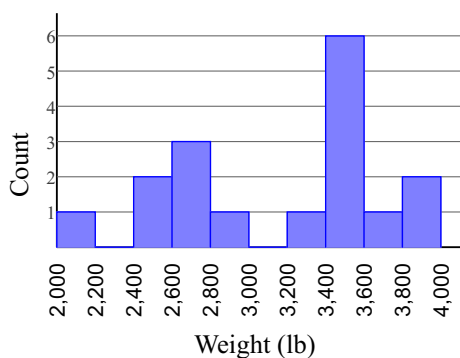
How many months had revenue of less than \$45,000?

## 3) Hours Slept



What percent of people slept at least 8 hours?

## 4) Car Weights

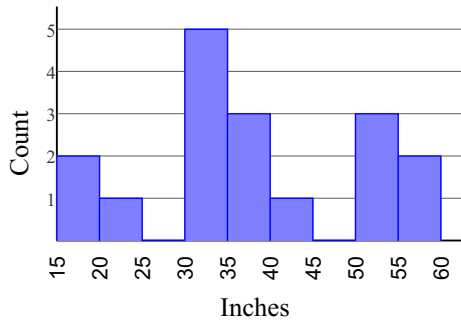


What percent of cars weigh less than 3,000 kg?

# Interpreting Histograms

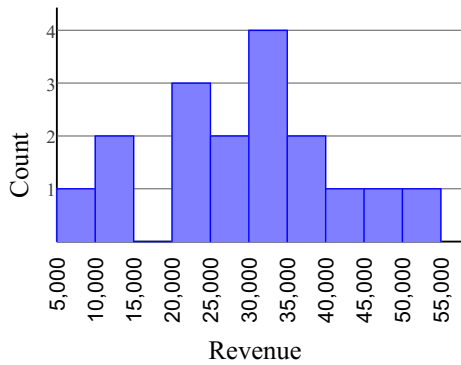
For each problem, use the histogram to answer the question.

- 1) Annual Precipitation 5



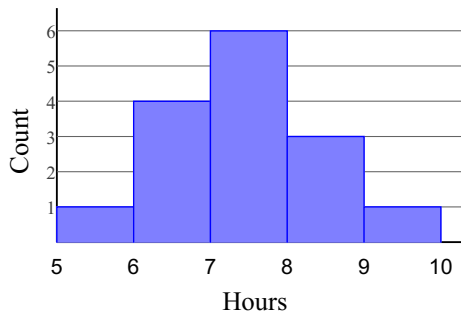
How many years had rainfall of at least 50 centimeters?

- 2) Monthly Revenue 15



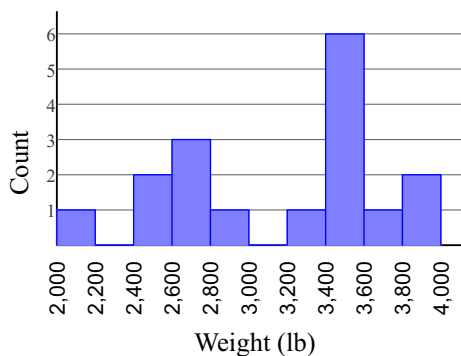
How many months had revenue of less than \$45,000?

- 3) Hours Slept 26.7%



What percent of people slept at least 8 hours?

- 4) Car Weights 41.2%



What percent of cars weigh less than 3,000 kg?